

Township of Livingston 2022 Budget Presentation



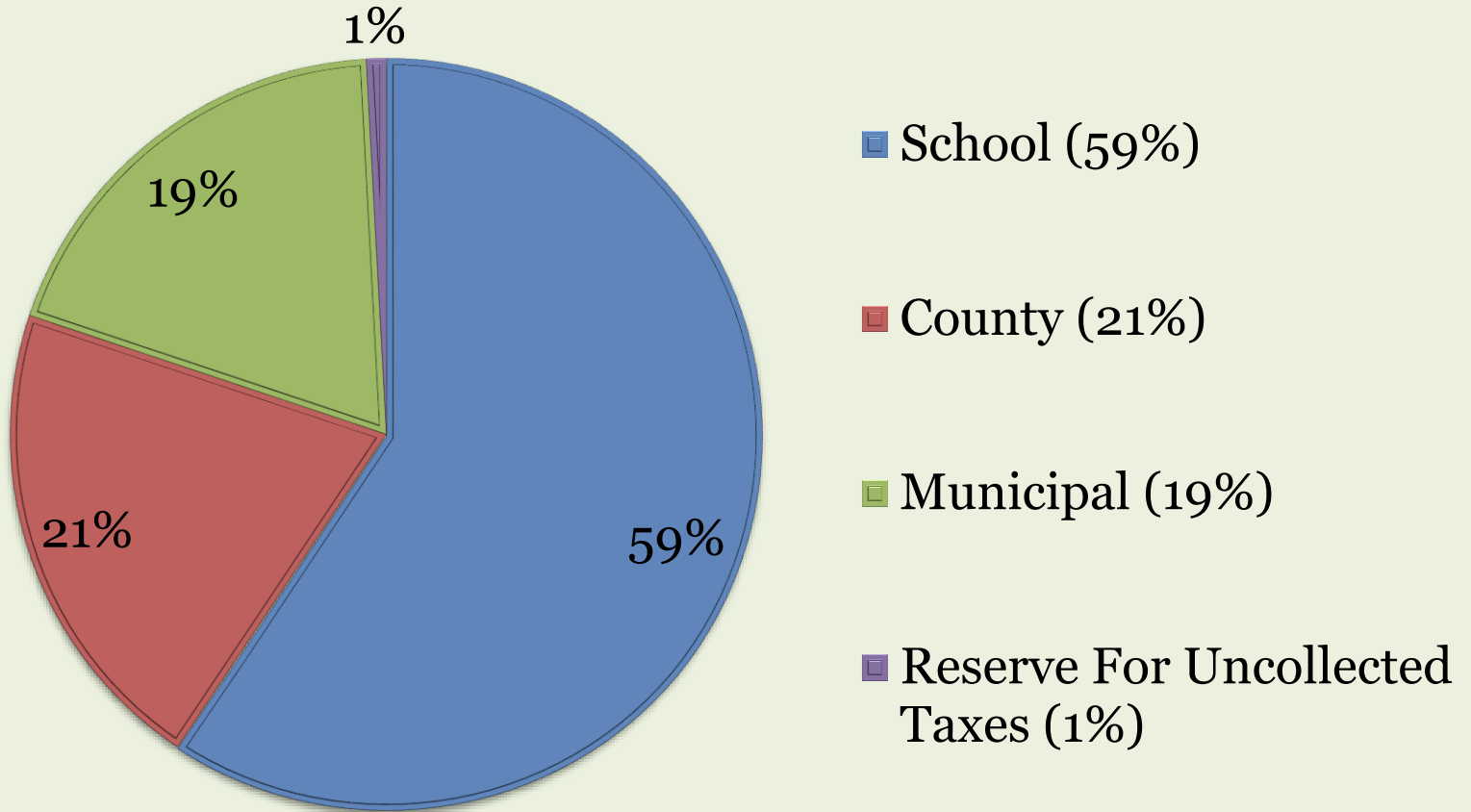
August 8, 2022



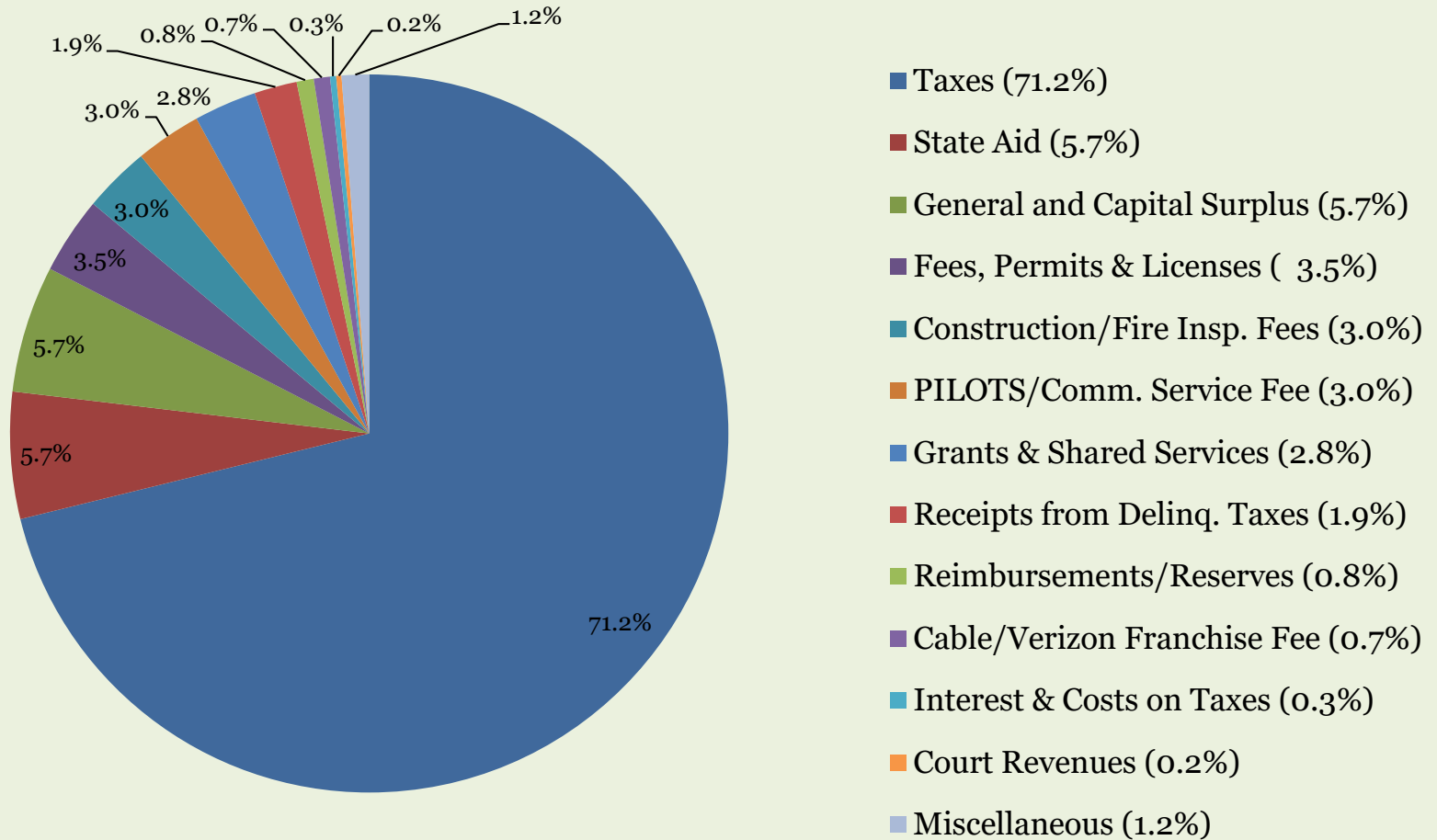
**LIVINGSTON
NEW JERSEY**

EXPECT MORE. EXPERIENCE MORE.

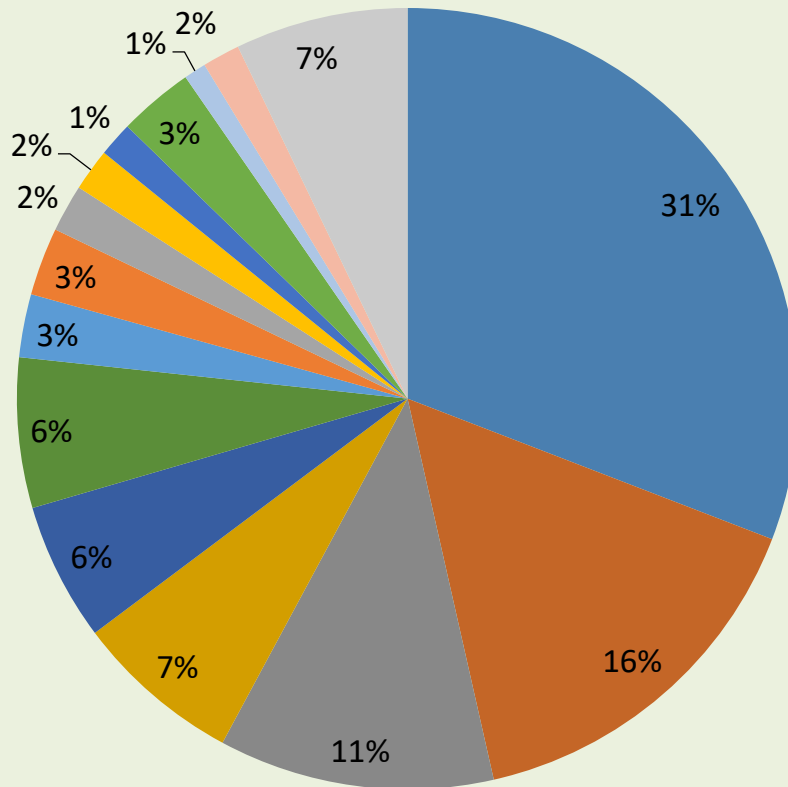
Where Does Your Tax Dollar Go?



Where Do Local Revenues Come From?



How Do We Spend Your Money?



- Public Safety (31%) (\$16.72M)
- Debt/Capital Projects (16%) (\$8.86M)
- Public Works (11%) (\$5.13M)
- Library (7%) (\$3.78M)
- Trash & Recycling (6%) (\$2.90M)
- Administrative (6%) (\$3.53M)
- Building and Code (3%) (\$1.45M)
- Utilities/Street Lighting (3%) (\$1.23M)
- Senior, Youth & Leisure Services (2%) (\$1.09M)
- Health & Human Svcs. (2%) (\$1.03M)
- Engineering & Planning (1%) (\$.75M)
- Reserve for Tax Appeals (3%) (\$.75M)
- Court (1%) (\$.58M)
- Insurance (2%) (\$.83M)
- Miscellaneous (7%) (\$4.73M)

2022 Budget Summary



- Maintains Current Levels of Service and Staffing Levels
- Budgets for Agreed Union Contracts
- Budgets for Significantly Increased Costs of Fuel, Utilities and Supplies
- Benefits from Substantial Revenue (\$1.5M) from Settlement with RWJB
- 2022 Municipal Tax Levy Increase = 1.073%
- Substantially below State Tax Levy CAP without exemptions

2022 Budget Summary Continued



- 2022 Municipal Tax Increase on Avg. Assessed Home = \$ 53.77
- Total Tax Levy Increase, including School, County and Township is only 0.42%
- Total Assessed Value of Taxable Properties is 0.62% LOWER than 2021, resulting in tax rate increase % being higher than overall tax levy increase %
- Total Tax Rate Increase, including School, County and Township is 1.049%
- 2022 Total Tax Increase (County, School and Township) on Avg. Assessed Home = \$ 171.07
- Total Tax Increase of only 1.049% despite CPI of +/- 9%

2022 Debt Service



- Debt Service Stabilized after 2021 Conversion to Long Term Bonds
- Total Debt Service \$325,000 LESS than 2021
- Locked in long term debt below 2% on over \$50M
- Total savings over the remaining life of debt is nearly \$10M
- Similar significant savings in Water and Sewer Utility Debt
- Funding substantial water utility improvements through NJ I-Bank, which has below market borrowing rates and principal forgiveness

2022 Budget - Major Increases



ITEM	BUDGET ACCOUNT	2021	2022	INCREASE	%	CAUSE/EXPLANATION
Public Works (combined)						
1	SW	2,882,000	3,235,800	353,800	12.28%	Union contractual increase combined with return to full staffing, significant overtime from storms and special events, and increase minimum wage for seasonal and part time employees.
2	OE	1,325,000	1,575,000	250,000	18.87%	Significant increases in supplies, materials, equipment, parts, etc.
3	INSURANCE - GSMJIF and Employee Group Health	3,956,649	4,357,100	400,451	10.12%	Increase in GSMJIF and Employee Group Health. Increases also impact Water & Sewer Utilities to which insurance costs are allocated. Exploring Health Insurance options.
4	Recycling OE	525,000	652,500	127,500	24.29%	Increase based on industry wide change where we now have to pay for processing of recycled materials based on tonnage.
5	Reserve for Accumulated Absences	300,000	500,000	200,000	66.67%	Needed to replenish account due to significant number of police retirements in the last three years. Mitigated by lower Police SW (i.e. 2022 - 1.19%) due to replacements at lower salaries. Unspent funds will remain in reserve for future retirements
6	Gasoline, Diesel, Electricity and Natural Gas	1,230,000	1,540,000	310,000	25.20%	Significant Increase in fuel prices for vehicles and equipment. Increase in electric and natural gas rates for buildings and facilities.

2021 Budget Major Increases cont.



IMPACT OF ABOVE MAJOR APPROPRIATION INCREASES

INCREASE OF THE ABOVE 6 ITEMS	10,218,649	11,860,400	1,641,751	16.07%	The above 6 Items Combined Increases total more than the entire increase in the 2022 budget appropriations
INCREASE ENTIRE BUDGET	50,044,168	51,601,484	1,557,315	3.11%	The entire 2022 budget, (excluding "pass throughs" and the RUT) increases 3.11%
DECREASE ALL OTHER ITEMS	39,825,519	39,741,084	(84,436)	-0.21%	Excluding the above 6 items, all of the remaining items in the budget have a combined total <u>DECREASE</u> of -\$84,436 or -0.21%

- Total spending appropriations (excluding “pass throughs”) increase by \$1.56M
- 6 Budget Items Above Combined Spending Increase exceeds overall increase in budget spending
- All other spending items in budget have an aggregate DECREASE of 0.21%

2022 Capital Budget



- **General Capital \$7.39M**
 - Improvements to Public Facilities
 - Streets and Roads
 - Dedicated sidewalk funding
 - DPW Vehicles and Equipment
 - Stormwater Drainage Improvements
 - Computer and Network Equipment
 - Police Dispatch Consoles and Equipment
 - Firehouse Roofs and Fire Equipment
- **Water Capital \$28.99M**
 - Multiple Remediation Systems for Production Wells for Regulated PFAS Contaminants
 - Water Main Installations and Repairs
 - Production Well Improvements
- **Sewer Capital \$3.3M**
 - WPCF Improvements and Treatment Equipment Upgrades
 - Sewer System and Pump Station Improvements
 - Vehicles and Equipment
- **Swimming Pool Capital \$.525M**
 - Pool Improvements and Equipment Repairs and Upgrades

Water, Sewer & Pool



- Maintain Service Levels in All Utilities
- Fund Operational Upgrades and Enhancements
- Capital Funding for Needed Improvements to address water quality
- No Increase in Water or Sewer Rates
- Sewer and Pool Budgets Rely on American Rescue Plan Funding for Revenue Shortfalls
- No Increase in Pool Membership Rates or Fees
Pool Budgets for Reduced Revenues, Shortened Season and Reduced Memberships